





















Pets at Home! Planning Week beginning: 11.5.20

This week the project based learning is all about the fabulous charity; **The Blue Cross!** Before lockdown, The Blue Cross delivered some assemblies to all the children about their good work. Between 9.30- 10.30 am, the focus is Maths and English. As your children complete the CGP books we gave out before school closed, they can now access the **BBC Bitesize website and the Oak National Academy**. These are daily Maths and English lessons. On the Oak National Academy, videos of actual teachers, teaching lessons are available, complete with tasks for your children to complete. Please click the links below.

	Monday	Tuesday	Wednesday	Thursday	Friday
9.00- 9.30	<i>Listen to your child read aloud</i>				
9.00- 9.30	PE with Joe Wicks- YouTube	PE with Joe Wicks- YouTube	PE with Joe Wicks- YouTube	PE with Joe Wicks- YouTube	PE with Joe Wicks- YouTube
9.30-10.30 Maths & English Focus Click links for Bitesize and Oak Academy	Reading/ Phonic/ Maths /Science CGP books Pick a website from our home learning page on the Crossacres website.	Reading/ Phonic/ Maths /Science CGP books Pick a website from our home learning page on the Crossacres website.	Reading/ Phonic/ Maths /Science CGP books Pick a website from our home learning page on the Crossacres website.	Reading/ Phonic/ Maths /Science CGP books Pick a website from our home learning page on the Crossacres website.	Reading/ Phonic/ Maths /Science CGP books Pick a website from our home learning page on the Crossacres website.
	 	 	 	 	 
10.30-10.45	Break				
10.45-11.45	Pets at Home Project 	Pets at Home Project 	Pets at Home Project 	Pets at Home Project 	Pets at Home Project 
11.45-12.00	<i>Listen to your child read aloud</i>				
12.00- 1.15	Lunch				
1.15 -1.45	Outdoor Play	Outdoor Play	Outdoor Play	Outdoor Play	Outdoor Play
1.45- 2.45	Pets at Home Project 	Pets at Home Project 	Pets at Home Project 	Pets at Home Project 	Pets at Home Project 
2.45 -3.15	<i>Listen to your child read aloud</i>				

Project Based Learning – Pets at Home!

The stimulus for the learning this week is the fantastic charity; the Blue Cross! Children will learn about the origins of the charity and become familiar with caring for pets.

	EYFS / KS1	KS2
Monday	<p><u>What is the Blue Cross?</u></p> <ul style="list-style-type: none"> • https://www.youtube.com/watch?v=F2FQmfRiIyE watch the clip and talk with the children about what the Blue Cross do. • Draw out that the Blue Cross help with veterinary care, rehoming and behaviour issues with animals. • Children then to draw a picture of their pet or a pet they would like to have. Focus on writing a sentence, what does a sentence need? Children could label their drawing. 	<p><u>What is the Blue Cross? – (History)</u></p> <ul style="list-style-type: none"> • https://www.youtube.com/watch?v=F2FQmfRiIyE watch this video clip about the history of the Blue Cross. • https://www.bluecross.org.uk/our-history children to use the Blue Cross website to create an illustrated timeline of how/ why the Blue Cross was set up.
Tuesday	<p><u>What do pets need?</u></p> <ul style="list-style-type: none"> • Look through the PowerPoint in the resource folder- How to look after pets. • Complete the activity, what do Pets need? Children either cut and stick, or draw what each pet needs. • Children can complete the Blue Cross worksheets- identifying what you would need to buy for their pets. (Key Stage One lesson- 1A) 	<p><u>How much does it cost to have a pet? (Maths Focus)</u></p> <ul style="list-style-type: none"> • Children make a mind map of the most common household pets. • Children to pick one of the pets and become an expert! Children will cost out, using the internet, how much it would be to keep pet on a weekly basis! Use addition strategies- extension, how much would it cost for a year?
Wednesday	<p><u>How do the Blue Cross look after animals?</u></p> <ul style="list-style-type: none"> • Today children will listen to or read the story of Betty, a puppy that is rehomed. • Children to sequence photos of the rehoming. • Extension- children could write in role as Betty the dog about the journey to finding her forever home. 	<p><u>Which pet is right for you? (PSHE/ Science Animal needs)</u></p> <ul style="list-style-type: none"> • Discuss with children about pets at home, who looks after them, what do they need? Look at photos of different pets on Blue Cross lesson 3 and children order three times in regard to the space they need, cost and time needed. • Children write a balanced argument for one of the pets in the photos and present to the class.
Thursday	<p><u>The Five Welfare needs</u></p> <ul style="list-style-type: none"> • https://www.youtube.com/watch?v=vaTEmeHXJxI&feature=youtu.be children to watch the Blue Cross video clip and talk about the welfare needs that pets need. • Children to design a poster for the main welfare needs for the children or pick a pet and make a flow chart of their welfare needs. 	<p><u>The Five Welfare needs! – Science/PSHE)</u></p> <ul style="list-style-type: none"> • https://www.youtube.com/watch?v=vaTEmeHXJxI&feature=youtu.be watch this short clip from the Blue Cross and identify the five welfare needs. • Children to pick one of the pets we have looked at and produce an information text, identifying the welfare needs and what their pets will need. • Children could then make a poster about the five welfare needs.
Friday	<p><u>Pet Craft</u></p> <ul style="list-style-type: none"> • Look at the craft ideas below. Choose one to make. 	<p><u>Pet Craft</u></p> <p>Look at the craft ideas below. Choose one to make.</p>

Craft Ideas



Use a paper plate to create these!



Or create a Dalmatian newspaper pup!



Have a go at these for your bedroom



Why not create a Pet diorama?



Split pin animals! Click the picture for templates!



Look at these painted rock snails!