











Let's Fly Away! Planning Week beginning: 20.4.20

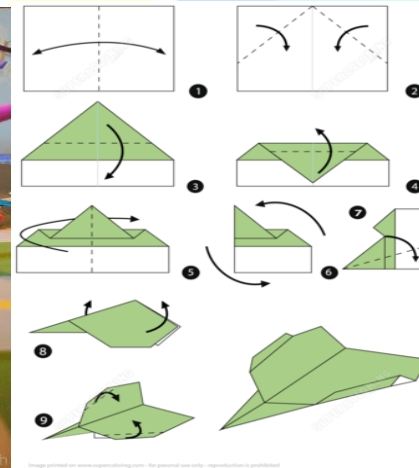
	Monday	Tuesday	Wednesday	Thursday	Friday
9.00- 9.30	<i>Listen to your child read aloud</i>				
9.00- 9.30	PE with Joe Wicks- YouTube 	PE with Joe Wicks- YouTube 	PE with Joe Wicks- YouTube 	PE with Joe Wicks- YouTube 	PE with Joe Wicks- YouTube 
9.30-10.30	Reading/ Phonic/ Maths /Science CGP books Also for KS2- TT Rocks Stars Learn your times tables! Pick a website from our home learning page on the Crossacres website.	Reading/ Phonic/ Maths /Science CGP books Also for KS2- TT Rocks Stars Learn your times tables! Pick a website from our home learning page on the Crossacres website.	Reading/ Phonic/ Maths /Science CGP books Also for KS2- TT Rocks Stars Learn your times tables! Pick a website from our home learning page on the Crossacres website.	Reading/ Phonic/ Maths /Science CGP books Also for KS2- TT Rocks Stars Learn your times tables! Pick a website from our home learning page on the Crossacres website.	Reading/ Phonic/ Maths /Science CGP books Also for KS2- TT Rocks Stars Learn your times tables! Pick a website from our home learning page on the Crossacres website.
10.30-10.45	Break				
10.45-11.45	Let's Fly Away! Topic	Let's Fly Away! Topic	Let's Fly Away! Topic	Let's Fly Away! Topic	Let's Fly Away! Topic
11.45-12.00	<i>Listen to your child read aloud</i>				
12.00- 1.15	Lunch				
1.15 -1.45	Outdoor Play 	Outdoor Play 	Outdoor Play 	Outdoor Play 	Outdoor Play 
1.45- 2.45	Let's Fly Away! Topic	Let's Fly Away! Topic	Let's Fly Away! Topic	Let's Fly Away! Topic	Let's Fly Away! Topic
2.45 -3.15	<i>Listen to your child read aloud</i>				

Project Based Learning - Let's Fly Away! Manchester Airport

On the Manchester Airport website there are numerous learning resources. Check them out at ; <https://www.manchesterairport.co.uk/education/>
They have also produced a book and workbook for children all about the airport; <https://issuu.com/maginternalcomms/docs/digitalcompletemagv1?e=28510705/64724526>


	EYFS / KS1	KS2
Monday	<p><u>Introduce Manchester Airport!</u></p> <ul style="list-style-type: none"> • Explain that this week we are learning about Manchester Airport. Look on google maps to find out how close we are to the airport. • Discuss all the reasons we use /need an airport. Look at PowerPoint- Monday. Ask the children what do we need to travel abroad. • Children to fill in their own passport to fly abroad. • Discuss all the different countries we could visit. Children to fill in luggage labels with the countries on they would like to visit. • Extension- Children write sentences about why they want to visit a certain country. 	<p><u>Introduce Manchester Airport! History!</u></p> <ul style="list-style-type: none"> • Explain that this week we are learning about Manchester Airport. Look on google maps to find out how close we are to the airport. • Children use the laptops to research questions about Manchester Airport and create a leaflet about the history of the airport. When did the airport open? What was the airport first named? Why was it built? • Using paper, create a timeline of Manchester Airport from it's opening, to the last concord flight to the second terminal opening. • Children create pictures to illustrate their timelines.
Tuesday	<p><u>Which jobs do they have at the Airport?</u></p> <ul style="list-style-type: none"> • Share the online book; 'Reach for the Sky' here; https://issuu.com/maginternalcomms/docs/digitalcompletemagv1?e=28510705/64724526 • Do you know any jobs at the airport? Look at the PowerPoint, called 'Visit the Airport' in the resources folder and discuss the different jobs at the airport. • Share the photo cards of the different jobs. Use the airport job cards and role play the different jobs. • Children can use their passports from yesterday to go through passport control. 	<p><u>Reach for the Stars!</u></p> <ul style="list-style-type: none"> • Share the online book; 'Reach for the Sky' here; https://issuu.com/maginternalcomms/docs/digitalcompletemagv1?e=28510705/64724526 • Introduce the workbook that goes alongside the book that is in the KS2 resource file for KS2. In the story Adam's grandad inspires Adam. Ask the children to complete the pages up to page 9 in the workbook. (English/PSHE-comprehension.) • Children decide what job they would like to do at the airport. Children draw themselves dressed as that profession. Which uniform would they wear?
Wednesday	<p><u>Weighing the Baggage! (Maths)</u></p> <ul style="list-style-type: none"> • Click on this website to look at the different luggage items. https://s3-eu-west-1.amazonaws.com/magworld-education/lessons/KS1-baggage.html • Children read scales to identify which luggage can be taken on the plane. • Children complete the follow up worksheets saved in the resources file, reading scales and rounding up and down. 	<p><u>Different Time Zones/ Baggage Weight- (Maths)</u></p> <ul style="list-style-type: none"> • Children look at different time zones and work out time differences across the world (pg 11- 13) • Maths- Finding the difference- children match baggage to labels. (pg 13-15) • Children complete quiz and word search about the airport.
Thursday	<p><u>And... Take off, Design an inflight Meal!</u></p> <ul style="list-style-type: none"> • Children to pretend they are going to board their flight, they have their passport, luggage labels and now they have to pick their inflight meal. • Watch the you tube clip of how Emirates make their meals for on board. • Children complete the resource, designing their own meal. 	<p><u>What's it like to be a Pilot?</u></p> <ul style="list-style-type: none"> • Watch this BBC clip about life as a pilot. https://www.bbc.co.uk/teach/class-clips-video/pshe-ks1-ks2-proud-to-be-a-pilot/zdgtscw • Geography- Explain that in the story pilot Adam flies around the world and use the research pages in the workbook to research the different places he visits. Children note down facts about; places to visit, population, capital city and which continent the country is.
Friday	<ul style="list-style-type: none"> • <u>Paper aeroplane challenge / Plane TOP TRUMPS!</u> • See the paper aeroplane challenge, STEM activity. Children test different designs of paper aeroplane and record which ones travel the furthest. 	<ul style="list-style-type: none"> • <u>Paper aeroplane challenge / Plane TOP TRUMPS!</u> • See the paper aeroplane challenge, STEM activity. Children test different designs of paper aeroplane and record which ones travel the furthest. • Children can research the different planes that take off and land at Manchester Airport. Create top trump cards, identifying the amount of passengers, size of plane, flight speed and the cargo it carries.

Craft Ideas



Make your own runway....

Or google 'Plane origami!'



STEM- Paper Aeroplane challenge! Make the different types of paper aeroplane and test to see which one goes the furthest! Check out this video that explains...https://www.teachengineering.org/activities/view/cub_airplanes_lesson06_activity1