





















Let's Celebrate Eid Al Fitr! Planning Week beginning: 18th May

This week the project based learning is all about the celebration Eid Al Fitr! We focus on the build up to Eid, Ramadan and how Muslims fast during this time. We look at how Muslims celebrate and complete some Eid activities! Between 9.30- 10.30 am, the focus is Maths and English. As your children complete the CGP books we gave out before school closed, they can now access the **BBC Bitesize website and the Oak National Academy**. These are daily Maths and English lessons. On the Oak National Academy, videos of actual teachers, teaching lessons are available, complete with tasks for your children to complete. Please click the links below.

	Monday	Tuesday	Wednesday	Thursday	Friday
9.00- 9.30	<i>Listen to your child read aloud</i>				
9.00- 9.30	PE with Joe Wicks- YouTube	PE with Joe Wicks- YouTube	PE with Joe Wicks- YouTube	PE with Joe Wicks- YouTube	PE with Joe Wicks- YouTube
9.30-10.30 Maths & English Focus Click links for Bitesize and Oak Academy	Reading/ Phonic/ Maths /Science CGP books Pick a website from our home learning page on the Crossacres website.  	Reading/ Phonic/ Maths /Science CGP books Pick a website from our home learning page on the Crossacres website.  	Reading/ Phonic/ Maths /Science CGP books Pick a website from our home learning page on the Crossacres website.  	Reading/ Phonic/ Maths /Science CGP books Pick a website from our home learning page on the Crossacres website.  	Reading/ Phonic/ Maths /Science CGP books Pick a website from our home learning page on the Crossacres website.  
10.30-10.45	Break				
10.45-11.45	Eid Al Fitr Project 	Eid Al Fitr Project 	Eid Al Fitr Project 	Eid Al Fitr Project 	Eid Al Fitr Project 
11.45-12.00	<i>Listen to your child read aloud</i>				
12.00- 1.15	Lunch				
1.15 -1.45	Outdoor Play	Outdoor Play	Outdoor Play	Outdoor Play	Outdoor Play
1.45- 2.45	Eid Al Fitr Project 	Eid Al Fitr Project 	Eid Al Fitr Project 	Eid Al Fitr Project 	Eid Al Fitr Project 
2.45 -3.15	<i>Listen to your child read aloud</i>				

Project Based Learning - Let's celebrate Eid Al Fitr!

The stimulus for the learning this week is the islamic festival of Eid Al Fitr, which falls on the 23rd May.

	EYFS / KS1	KS2
Monday	<p><u>What is Eid?</u></p> <ul style="list-style-type: none"> • https://www.bbc.co.uk/cbeebies/puzzles/lets-celebrate-eid look at the power point and identify the reasons why Eid is celebrated and by who. • https://www.youtube.com/watch?v=6OF4HEGNBRO this video clip talks to children and they explain about Ramadan and Eid. • Look at the power point – children to make a poster about Ramadan. 	<p><u>What is Eid?</u></p> <ul style="list-style-type: none"> • Children to watch BBC video clip al about Sara and how and why she celebrates Eid. https://www.youtube.com/watch?v=gFU9Cb0D6lo • Children to make their own power point about what Ramadan is and what Muslims have to do during this time, how long it lasts and the reason why Muslims do this. •
Tuesday	<p><u>Reading Comprehension</u></p> <ul style="list-style-type: none"> • Children to consolidate knowledge of Ramadan through a reading comprehension and complete worksheet; 'What happens during Ramadan?' using either pictures or words. • Children could design and make a Sadaqah jar, like below. Charity is important part of Ramadan. 	<p><u>Reading Comprehension</u></p> <ul style="list-style-type: none"> • Children complete the Ramadan reading comprehension from resources folder and apply knowledge about Ramadan. • Children complete Ramadan fact sheet in the resource folder. • Children could design and make a Sadaqah jar, like below. Charity is important part of Ramadan.
Wednesday	<p><u>How do people celebrate Eid Al Fitr?</u></p> <ul style="list-style-type: none"> • Mind map all the different ways we celebrate special occasions and link to how Muslims celebrate Eid. • Children to make and design Eid celebrations cards. • Use the template in the resource folder to make an Eid lantern! 	<p><u>How do people celebrate Eid Al Fitr?</u></p> <ul style="list-style-type: none"> • https://www.wikihow.com/Celebrate-Eid using this Wiki page, children create their own step by step guide about how Muslims celebrate Eid. • Children can make their own Eid Al Fitr celebration cards.
Thursday	<p><u>Mendhi Patterns</u></p> <ul style="list-style-type: none"> • Look at the power point in the resource folder and explain that Muslims decorate their hands with these designs to celebrate. • Discuss the different designs. • Design their own Mendhi design. • Use the colouring sheets in the resource folder. 	<p><u>Mendhi Patterns</u></p> <ul style="list-style-type: none"> • Look at the power point in the resource folder and explain that Muslims decorate their hands with these designs to celebrate. • Discuss the different designs. • Design their own Mendhi design. • Use the colouring sheets in the resource folder.
Friday	<p><u>Making Eid Biscuits</u></p> <ul style="list-style-type: none"> • Using the recipe in the resources folder, children to follow instructions and make Eid biscuits in the shape of stars and crescent moon. 	<p><u>Making Eid Biscuits</u></p> <ul style="list-style-type: none"> • Using the recipe in the resources folder, children to follow instructions and make Eid biscuits in the shape of stars and crescent moon.

Craft Ideas

Craft Ideas



Design and make a Sadaqah Jar!

Make some bunting!

