






















Journey Around the World Planning Week beginning: 25.5.20

This week the project based learning is all about the celebration Eid Al Fitr! We focus on the build up to Eid, Ramadan and how Muslims fast during this time. We look at how Muslims celebrate and complete some Eid activities! Between 9.30- 10.30 am, the focus is Maths and English. As your children complete the CGP books we gave out before school closed, they can now access the **BBC Bitesize website and the Oak National Academy**. These are daily Maths and English lessons. On the Oak National Academy, videos of actual teachers, teaching lessons are available, complete with tasks for your children to complete. Please click the links below.

	Monday	Tuesday	Wednesday	Thursday	Friday
9.00- 9.30	<i>Listen to your child read aloud</i>				
9.00- 9.30	PE with Joe Wicks- YouTube	PE with Joe Wicks- YouTube	PE with Joe Wicks- YouTube	PE with Joe Wicks- YouTube	PE with Joe Wicks- YouTube
9.30- 10.30	 	 	 	 	 
10.30-10.45	Break				
10.45-11.45	Project based learning 	Project based learning 	Project based learning 	Project based learning 	Project based learning 
11.45-12.00	<i>Listen to your child read aloud</i>				
12.00- 1.15	Lunch				
1.15 -1.45	Outdoor Play	Outdoor Play	Outdoor Play	Outdoor Play	Outdoor Play
1.45- 2.45	Project based learning 	Project based learning 	Project based learning 	Project based learning 	Project based learning 
2.45 -3.15	<i>Listen to your child read aloud</i>				

Project Based Learning - Journey Around the World!

The stimulus for learning this week is exploring our world. Key Stage Two will focus on the journey of a cyclist around the world. Key Stage One will look at the different continents, hot and cold climates and then prepare to go on holiday!

	EYFS / KS1	KS2
Monday	<p><u>What do we know already?</u></p> <ul style="list-style-type: none"> • https://www.youtube.com/watch?v=jgmZYsITBLk watch this clip about how the world is formed. identify the main continents. • Children to then label the different continents on resource in folder. • children listen and learn the continents song- click this link https://www.youtube.com/watch?v=7yXDYvWSswI • Ask children to write a sentence about the continent we live in. 	<p><u>Introduce the Challenge booklet...</u></p> <ul style="list-style-type: none"> • Explain that Mark is attempting a world record of travelling across the world in 80 days. • Start the booklet in the resource folder, write answers in book or on a piece of paper. <ul style="list-style-type: none"> • Identify the countries Mark has travelled through. • Complete the diary entry about how Mark must be feeling about starting his journey.
Tuesday	 <p><u>How many continents do you know?</u></p> <ul style="list-style-type: none"> • Using the matching cards in the resource folder, children match up a picture of the continent to the word, using their labelled picture from yesterday. Children then create their own continent picture, like the example to the left... 	<p><u>Problem Solving</u></p> <ul style="list-style-type: none"> • Using page 5 of the booklet, work out the missing numbers using addition and subtraction strategies. • Complete page 6- Fact finding about the Eiffel Tower. • Complete cross word –answers lined to different countries, and the bike ride! •
Wednesday	<p><u>Plan your own journey across the world</u></p> <ul style="list-style-type: none"> • Using the template and the pictures of the different continents, children plan a journey across the world, identifying the different continents they will cross and how they will travel. 	<p><u>Languages</u></p> <ul style="list-style-type: none"> • Mark will be passing through different countries where different languages are spoken. Match the words to the language. Page 9 • Design a top for the bike riding team page – 10.
Thursday	<p><u>Hot and Cold Climates</u></p> <ul style="list-style-type: none"> • Look at the power point in the resource folder and identify the hot and cold countries. • Discuss which animals live in hot and cold countries. • Children then sort animals into whether they live in a hot or cold climate. 	<p><u>Word Problems</u></p> <ul style="list-style-type: none"> • Page 11- using addition, subtraction strategies work out the different answers about food and calories that Mark needs to consume during the bike ride. • The great Wall of China – Fact file, what is the total length of the Great Wall of China?
Friday	<p><u>Let's go on Holiday...</u></p> <ul style="list-style-type: none"> • Recap learning about different climates from yesterday, which climate would they like to be in? • Using the resources in the folder children, plan which clothes they will need for that. Children cut out the clothes needed and put them in the suitcase template. 	<p><u>Diary Entry...</u></p> <ul style="list-style-type: none"> • Children complete the diary entry for Mark about how he feels halfway through the journey. Children should document his thoughts and feelings. (page 13) • Fact Finder about the Sydney Opera House and Niagara Falls. Two landmarks, Mark sees on his ride.

Craft Ideas




Make a world mobile



Paper plate world!



Stained glass mobile using a twig.



Why not try some cooking from a different country? Click the picture.....