






















A Moment in Time! Planning Week beginning: 4.5.20

This week the project based learning is all about capturing a moment in time! This week's planning aims to help children understand what Coronavirus is and address children's worries and concerns. Between 9.30- 10.30 am, the focus is Maths and English. As your children complete the CGP books we gave out before school closed, they can now access the **BBC Bitesize website and the Oak National Academy**. These are daily Maths and English lessons. On the Oak National Academy, videos of actual teachers, teaching lessons are available, complete with tasks for your children to complete. Please click the links below.


	Monday	Tuesday	Wednesday	Thursday	Friday
9.00- 9.30	<i>Listen to your child read aloud</i>				
9.00- 9.30	PE with Joe Wicks- YouTube	PE with Joe Wicks- YouTube	PE with Joe Wicks- YouTube	PE with Joe Wicks- YouTube	PE with Joe Wicks- YouTube
9.30-10.30 Maths & English Focus Click links for Bitesize and Oak Academy	Reading/ Phonic/ Maths /Science CGP books Pick a website from our home learning page on the Crossacres website.	Reading/ Phonic/ Maths /Science CGP books Pick a website from our home learning page on the Crossacres website.	Reading/ Phonic/ Maths /Science CGP books Pick a website from our home learning page on the Crossacres website.	Reading/ Phonic/ Maths /Science CGP books Pick a website from our home learning page on the Crossacres website.	Reading/ Phonic/ Maths /Science CGP books Pick a website from our home learning page on the Crossacres website.
	 	 	 	 	 
10.30-10.45	Break				
10.45-11.45	A Moment in Time Project 	A Moment in Time Project 	A Moment in Time Project 	A Moment in Time Project 	A Moment in Time Project 
11.45-12.00	<i>Listen to your child read aloud</i>				
12.00- 1.15	Lunch				
1.15 -1.45	Outdoor Play	Outdoor Play	Outdoor Play	Outdoor Play	Outdoor Play
1.45- 2.45	A Moment in Time Project 	A Moment in Time Project 	A Moment in Time Project 	A Moment in Time Project 	A Moment in Time Project 
2.45 -3.15	<i>Listen to your child read aloud</i>				

Project Based Learning – A Moment in Time!

The stimulus for the learning this week is capturing a moment in time. Our Art therapist, Shireen has sent a booklet to Mrs. Harrison for the children to complete, to help our children understand what is happening with Coronavirus. Children will be making a time capsule to bury! Through the week, keep examples of the activities to put in the time capsule.

	EYFS / KS1	KS2
Monday	<p><u>What and where is Coronavirus?</u></p> <ul style="list-style-type: none"> • Share the social story provided by the NHS- Dave the Dog. Why is the dog worried? What can he do to feel better? • Share with the children the PowerPoint about what Coronavirus is. • Children to make a poster about how we keep safe during the outbreak. 	<p><u>What is Coronavirus?</u></p> <ul style="list-style-type: none"> • https://www.youtube.com/watch?v=R-JbDMYmAQM Watch this video clip that explains what Coronavirus is and how it is spreading. • https://www.bbc.co.uk/newsround/51204456 children can access this website themselves and create an information leaflet about Coronavirus.
Tuesday	 <p><u>Living through History</u></p> <ul style="list-style-type: none"> • Using the booklet, get children to draw pictures of their family, pets and write a sentence about how life is different at the moment but how things will get better! • Discuss with the children some of the fun things they have done during the pandemic. • Discuss issues/ worries the children may have. • Complete the first three pages, including; All About Me! And the things children are excited to do after the pandemic. 	<p><u>Living through History</u></p> <ul style="list-style-type: none"> • Explain to the children that the times we are living in are very unique and we experiencing things we have never experienced. • Ask the children to write any worries on a post it note- make it anonymous and share the concerns/ worries of the children and talk them through. • Focus on the things the children want to do after the pandemic. • Children to work through the booklet.
Wednesday	<p><u>Who is Keeping us safe?</u></p> <ul style="list-style-type: none"> • Using the booklet, identify who is keeping us safe in our community. • Children to write letters or draw pictures to NHS to thank them and any other worker during these times. • Children complete the colouring sheets in the resource folder. 	<p><u>Who is Keeping us safe?</u></p> <ul style="list-style-type: none"> • Using the booklet, identify who is keeping us safe in our community. • Children to write letters to NHS to thank them and any other worker during these times. If children have a parent as a key worker, they could write a letter to them.
Thursday	<p><u>Make the Time Capsules!</u></p> <ul style="list-style-type: none"> • Using the craft ideas, children used cardboard boxes, empty containers to make their time capsule. Take a picture of everyone and the group for the inside of the capsule. Bury in the forest school. 	<p><u>Make the Time Capsules!</u></p> <ul style="list-style-type: none"> • Using the craft ideas, children used cardboard boxes, empty containers to make their time capsule. Take a picture of everyone and the group for the inside of the capsule. Bury in the forest school.
Friday	<p>Bank Holiday – 75 Years since VE Day. Children to complete celebration activities and learn about what VE day is and why we celebrate it. Children can make model spitfires and crack codes, learning about Morse Code. They can make union Jack bunting and watch actual footage from 8th May 1945 at; https://www.youtube.com/watch?v=NEavcsrMoMw Children could also make VE day posters, like the one below.</p>	

Craft Ideas



Use collage to decorate time capsule!

